


Instructions for use

Closed & Drainable



pelican
HEALTHCARE

About this product

The enclosed Pelican 1-piece pouches are used to collect output from a stoma. The baseplate attached to the pouch is intended to adhere to intact peristomal skin. Individual wear times may vary.

A convex option may be suitable for retracted, flush or other challenging stomas only after assessment from a stoma care professional.

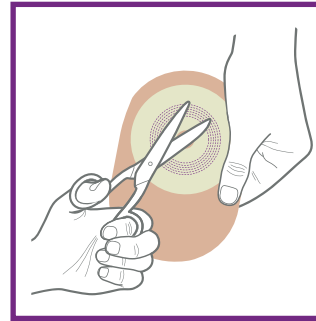
pelican
HEALTHCARE

How to apply your pouch



1. Choosing the correct size pouch

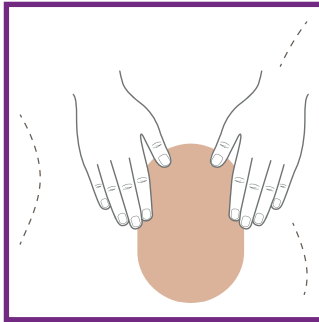
If your stoma is round then your Pelican pouch may be available in pre-cut sizes which will give you a snug fit. Use the enclosed measuring guide and choose a hole size which is the same, or slightly larger than your stoma.



2. Cutting the baseplate (on cut-to-fit pouches only)

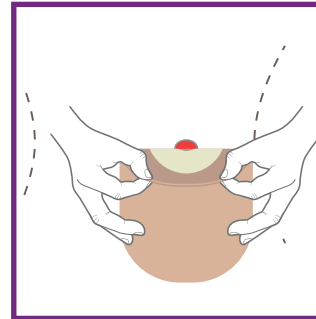
If your stoma is not round or you wish to cut a particular circle, trace the shape onto the release film and cut with a curved scissors.

How to remove your pouch



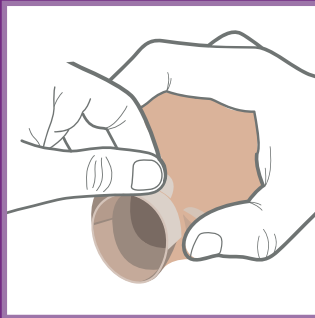
3. Applying the adhesive baseplate

First prepare skin by ensuring the area around your stoma is clean and dry. Remove the release film. Fold back the top of the pouch and locate by placing the lower part of the baseplate below the stoma. Now press the baseplate against your skin and smooth it with your fingers. This also helps to warm the baseplate which improves adhesion.

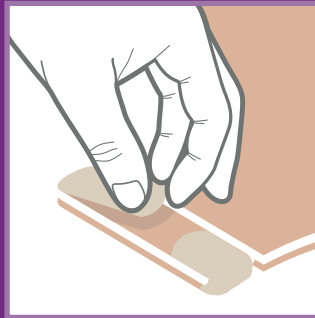


Peel the baseplate away from your skin.

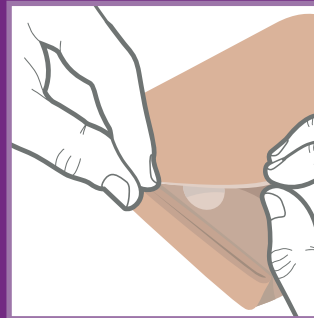
How to drain your pouch



1. Unfasten the closing strips and unfold the outlet. Empty the contents. To make a larger outlet for emptying and/or cleaning, flex the bottom of the pouch and pull the opening tab.

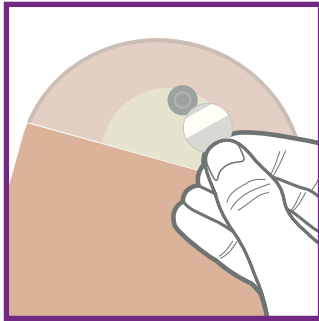


2. Wipe the outlet clean. To close and secure simply refold the outlet and fasten the closing strips.



3. The Velcro tab under the cover will allow you to tuck the outlet up for additional comfort.

How to use the filter covers

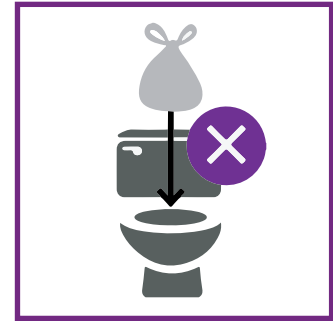


These can be used on our colostomy and ileostomy pouches and are normally used when bathing or to prevent 'pancaking' (when the firmer stool stays around the stoma and does not drop into the pouch). A filter cover can be applied by lifting up the split fabric and placing the cover over the filter which can be seen as a dark circle.

Disposal



Place used products into waste bag and waste bin.



Do not flush product down the toilet. Dispose of waste products in accordance with local guidelines.

Warnings and cautions

Consult a healthcare professional if any skin irritation, redness or discomfort around the stoma is experienced. Re-use of a single use product may have potential to harm the user due to the risk of contamination and impairment in product function.

Skin adhesion and wear time may be reduced in conditions of elevated temperature or humidity, or if the baseplate is re-positioned after first application.

Other information

Store flat in the carton between 10° and 30° Celsius. Do not refrigerate. Keep dry. Do not use if packaging damaged.

Pelican Healthcare Ltd accepts no liability for any injury or other loss that may arise if this product is used in a manner contrary to Pelican Healthcare Ltd current recommendations. Any serious incident encountered, in relation to the use of this device, should be reported to the manufacturer and the competent authority in the country of use.



Temperature limit



Keep dry



Do not reuse



Consult instructions for use



Medical Device



Do not use if package is damaged



IFU paper recyclable



Manufacturer



Authorized representative in the European Community/ European Union

pelican
HEALTHCARE



Pelican Healthcare Ltd

Greypoint, Cardiff Business Park,
Cardiff, CF14 5WF



Eakin B.V.

Medelse Poort, Biezenwei 23,
4004 MB Tiel, Netherlands

For any additional information:

Call **0800 318 282**

Visit **pelicanhealthcare.co.uk**

Email **contactus@pelicanhealthcare.co.uk**

 PelicanHealthcare

 PelicanHealthcareLtd

 PelicanHealth



© 2021 Pelican Healthcare Ltd



S7015 Rev 2
15/06/21

an eakin company 