


# Instructions for use

Night Drainage



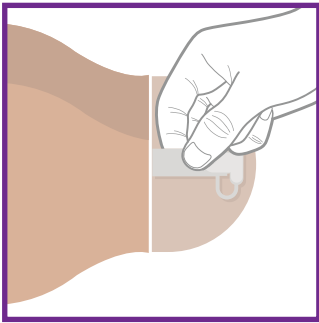
pelican  
HEALTHCARE

# About this product

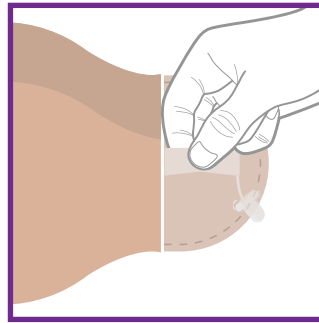
The enclosed Pelican Night Drainage pouches are used to collect urine from a stoma. Specifically designed for use with all Pelican Urostomy pouches.

The Universal connector allows simple and easy connection to all Pelican Urostomy pouches with a bung outlet without the need for an additional adaptor, and to our Urostomy pouches with a tap outlet via the handy adaptor supplied with the pouches.

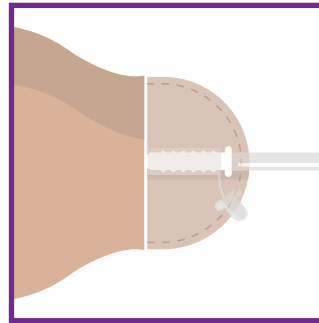
# How to connect your Night Drainage System: Bung closure



**1.** Simply squeeze the outlet to stem the flow of urine, and release the bung.

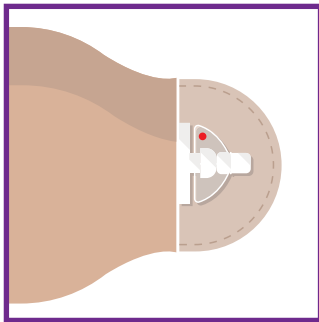


**2.** Drain your pouch as normal. It is advisable to leave a small amount of urine in the pouch before connection to your Night Drainage System.

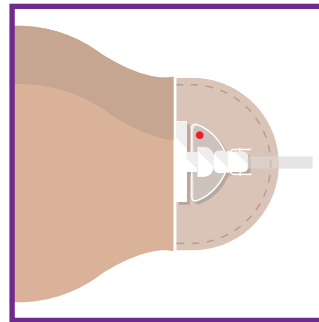


**3.** Squeeze the outlet again and simply connect the night drainage tube directly into the outlet.

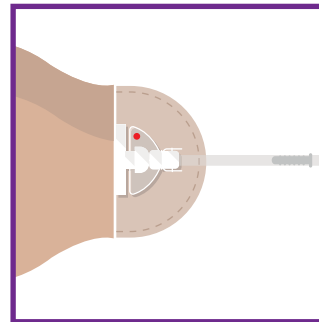
# How to connect your Night Drainage System: Tap closure



**1.** Twist the tap 180° to allow urine to flow out (the red dot should now be showing). It is advisable to leave a small amount of urine in the pouch before connection.



**2.** When ready, clip the adaptor onto the end of the tap by pushing it slightly until you hear a click.



**3.** Once in position, push the end of the night drainage bag into the adaptor. To remove, apply pressure to the lower section of the arms, either side of the adaptor and pull.

# Empty and disposal of your Pelican Night Drainage:

## Drainable Night Bags

Simply direct the outlet into the toilet then open the drainage tap (see pictures). Always remember to close the tap after emptying and thoroughly rinse between wear. You should change your bag every 5-7 days.

## Non-Drainable Night Bags

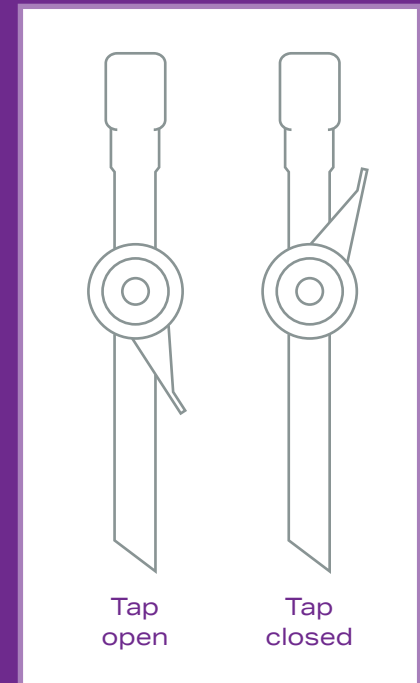
Tear along the strip at the top of the bag, and empty by holding it at the base and pouring into the toilet.

## Disposal

For disposal please contact your Stoma Care Nurse who will advise on local authority guidelines.

**N.B:** Always wash and dry your hands thoroughly prior to emptying or connecting your Night Drainage System.

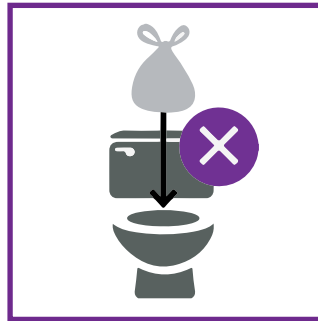
Product description	Product code	Pack size
Non-Drainable	133100	10
Drainable	133200	10



# Disposal



Place used products into waste bag and waste bin.



Do not flush product down the toilet. Dispose of waste products in accordance with local guidelines.

# Warnings and cautions

Consult a healthcare professional if any skin irritation, redness or discomfort around the stoma is experienced. Re-use of a single use product may have potential to harm the user due to the risk of contamination and impairment in product function.

## Other information

Store flat in the carton between 10° and 30° Celsius. Do not refrigerate. Keep dry. Do not use if packaging damaged.

Pelican Healthcare Ltd accepts no liability for any injury or other loss that may arise if this product is used in a manner contrary to Pelican Healthcare Ltd current recommendations. Any serious incident encountered, in relation to the use of this device, should be reported to the manufacturer and the competent authority in the country of use.



Temperature limit



Keep dry



Do not reuse



Consult instructions for use



Medical Device



Do not use if package is damaged



IFU paper recyclable



Latex free



Manufacturer



Authorized representative in the European Community/ European Union



## Pelican Healthcare Ltd

Greypoint, Cardiff Business Park,  
Cardiff, CF14 5WF



## Eakin B.V.

Medelse Poort, Biezenwei 23,  
4004 MB Tiel, Netherlands

For any additional information:

Call **0800 318 282**

Visit **pelicanhealthcare.co.uk**

Email **contactus@pelicanhealthcare.co.uk**

 PelicanHealthcare

 PelicanHealthcareLtd

 PelicanHealth



© 2021 Pelican Healthcare Ltd



S7025/2  
15/06/21

an eakin company 