


Instructions for use

Night Drainage



pelican
HEALTHCARE

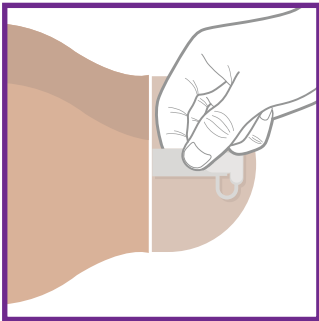
About this product

The enclosed Pelican Night Drainage Bag are used to collect urine from a stoma. Specifically designed for use with all Pelican Urostomy pouches.

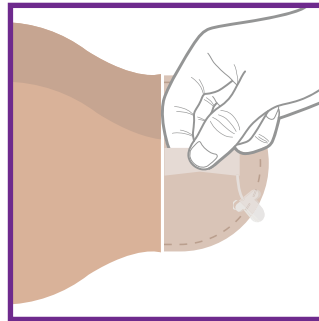
The universal connector allows simple and easy connection to all Pelican Urostomy pouches with a bung outlet without the need for an additional adaptor, and to our urostomy pouches with a tap outlet via the handy adaptor supplied with the pouches.

If using a non-Pelican urostomy pouch, contact manufacturer to confirm pouch is compatible with Pelican Night Drainage bags.

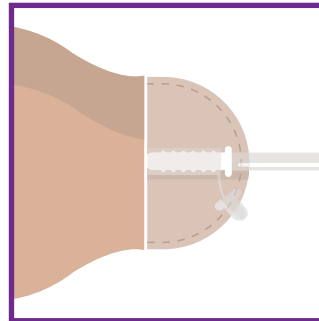
How to connect your Night Drainage Bag: Bung closure



1. Simply squeeze the outlet to stem the flow of urine, and release the bung.

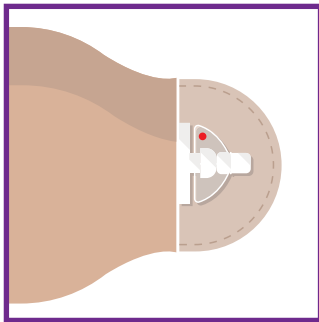


2. Drain your pouch as normal. It is advisable to leave a small amount of urine in the pouch before connection to your Night Drainage Bag.

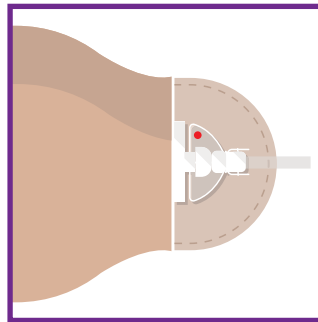


3. Squeeze the outlet again and simply connect the night drainage tube directly into the outlet.

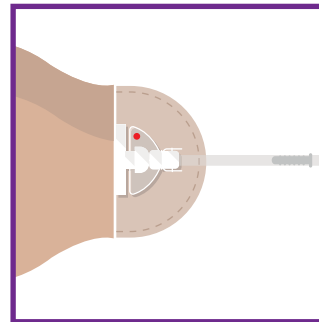
How to connect your Night Drainage Bag: Tap closure



1. Twist the tap 180° to allow urine to flow out (the red dot should now be showing). It is advisable to leave a small amount of urine in the pouch before connection.



2. When ready, clip the adaptor onto the end of the tap by pushing it slightly until you hear a click.

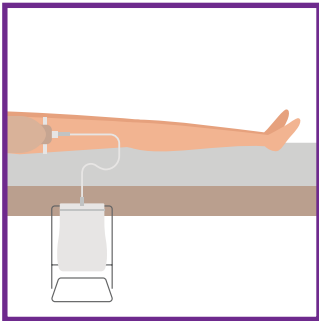


3. Once in position, push the end of the Night Drainage Bag into the adaptor. To remove, apply pressure to the lower section of the arms, either side of the adaptor and pull. To close the tap twist 180° to closed position. The green dot will be visible confirming the tap is closed.

● Tap closed

● Tap open

How to Position Night Drainage Bag for Pouch Drainage



- 1.** Once the Night Drainage Bag and urostomy pouch are connected, place the Night Drainage Bag on a supporting stand (or another device) ensuring the Night Drainage Bag is positioned lower than the body.

Empty and Disposal of your Pelican Night Drainage:

Drainable Night Drainage Bag

Simply direct the outlet into the toilet then open the drainage tap (see pictures). Always remember to close the tap after emptying and thoroughly rinse, with tap water, between use. You should change your Night Drainage Bag every 5-7 days.

Non-Drainable Night Drainage Bag

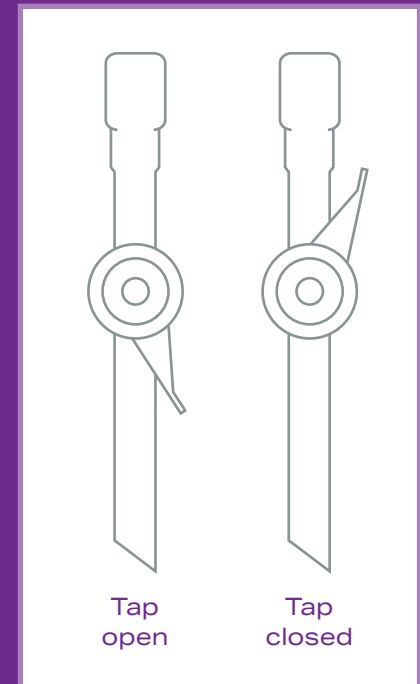
Tear along the strip at the top of the bag, and empty by holding it at the base and pouring into the toilet.

Disposal

See page 7.

N.B: Always wash and dry your hands thoroughly prior to emptying or connecting your Night Drainage Bag.

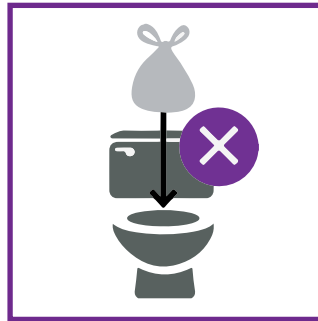
Product description	Product code	Pack size
Non-Drainable	133100	10
Drainable	133200	10



Disposal



Place used products into waste bag and waste bin.



Do not flush product down the toilet. Dispose of waste products in accordance with local guidelines.

Notes

Notes

Notes

Warnings and cautions

Consult a healthcare professional if any skin irritation, redness or discomfort around the stoma is experienced. Re-use of a single use product, or multiple patient use of reusable product, may have potential to harm the user or users due to the risk of contamination and impairment in product function.

Other information

Store flat in the carton between 10° and 30° Celsius. Do not refrigerate. Keep dry. Do not use if packaging damaged.

Pelican Healthcare Ltd accepts no liability for any injury or other loss that may arise if this product is used in a manner contrary to Pelican Healthcare Ltd current recommendations. Any serious incident encountered, in relation to the use of this device, should be reported to the manufacturer and the competent authority in the country of use. A serious incident is one involving serious deterioration in health or patient death.



Temperature limit



Keep dry



Do not reuse - 133100 only



Single patient multiple use - 133200 only



Consult instructions for use



Medical Device



Do not use if package is damaged



IFU paper recyclable



Latex free



Manufacturer



Authorized representative in the European Community/ European Union

pelican
HEALTHCARE



Pelican Healthcare Ltd

Greypoint, Cardiff Business Park,
Cardiff, CF14 5WF



Eakin B.V.

Medelse Poort, Biezenwei 23,
4004 MB Tiel, Netherlands

For any additional information:

Call **0800 318 282**

Visit **pelicanhealthcare.co.uk**

Email **contactus@pelicanhealthcare.co.uk**

 PelicanHealthcare

 PelicanHealthcareLtd

 PelicanHealth



© 2022 Pelican Healthcare Ltd



S7040/3
Revision Date: 07/2022

