


Instructions for use

Platinum 2 Piece



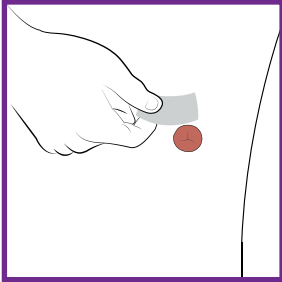
pelican
HEALTHCARE

About this product

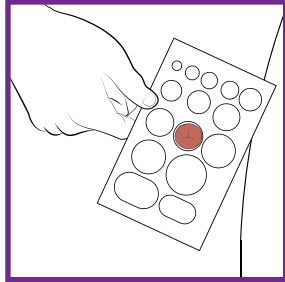
The enclosed Pelican Platinum 2-piece pouches are used to collect output from a stoma. The baseplate component is intended to adhere to intact peristomal skin. Individual wear times may vary.

A convex option may be suitable for retracted, flush or other challenging stomas only after assessment from a stoma care professional.

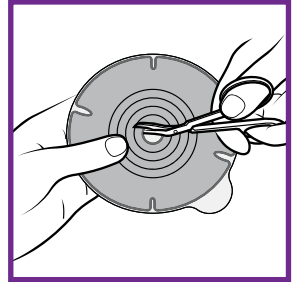
Preparation



1. Ensure skin is clean and dry before application. Clean as advised by your healthcare professional.

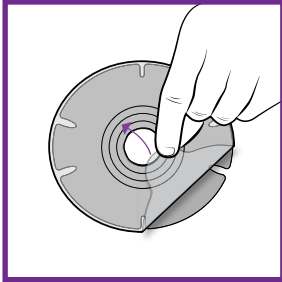


2. If the pouch is pre-cut, please proceed to step (2). If the pouch needs to be cut to size, use the enclosed measuring guide to measure the size and shape of the stoma.

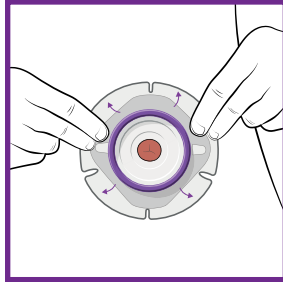


3. Using the cutting guide on the baseplate, cut a hole to fit the exact pre-measured size and shape of the stoma using curved scissors, taking care not to cut through the pouch film on the other side. An accurate fit reduces the risk of leaks and skin problems.

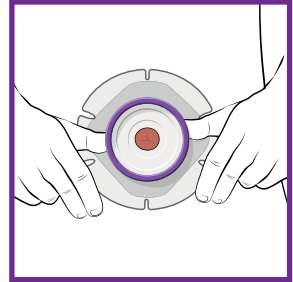
Application



1. Peel off the protective film from the baseplate.

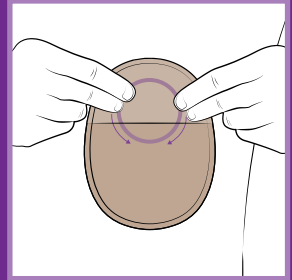
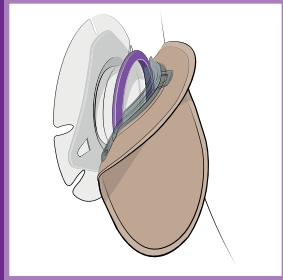
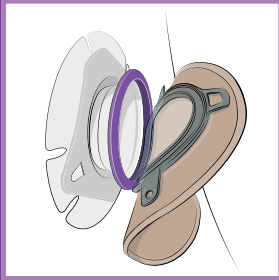


2. Align the centre hole of the baseplate around the stoma. Starting at the bottom of the baseplate press gently against your skin, smoothing upwards and outwards to ensure the entire baseplate is securely adhered to the skin.



3. Extend pop-up on baseplate.

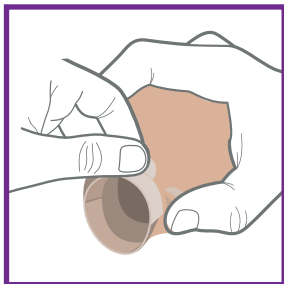
&



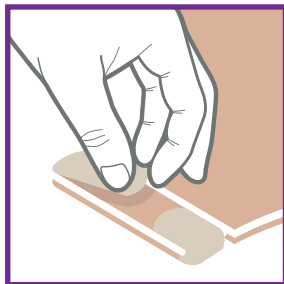
4. To attach the pouch, align the pouch with the purple ring and click together. You will hear an audible click. Begin at the bottom and work upwards.

5. Confirm secure attachment.

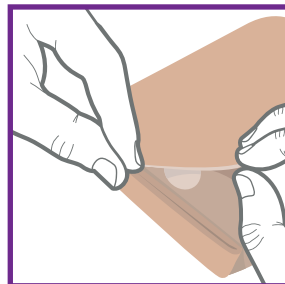
How to drain your pouch



1. Unfasten the closing strips and unfold the outlet. Empty the contents. To make a larger outlet for emptying and/or cleaning, flex the bottom of the pouch and pull the opening tab.



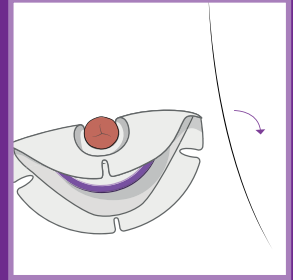
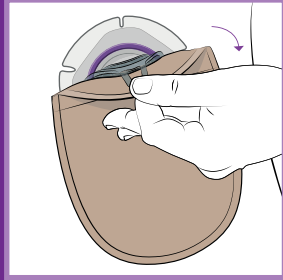
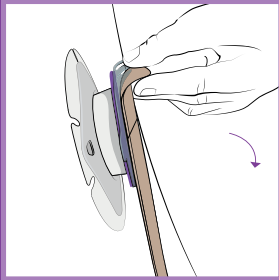
2. Wipe the outlet clean. To close and secure simply refold the outlet and fasten the closing strips.



3. The Velcro® tab under the cover will allow you to tuck the outlet up for additional comfort.

Removal

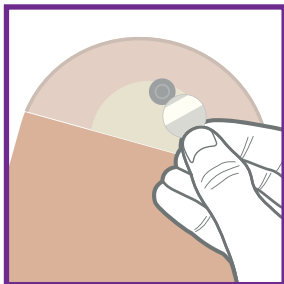
&



1. Removal of the pouch: Peel the pouch downwards to remove from the baseplate.

2. Removal of the baseplate: Gently peel the baseplate downwards and away from the skin. Apply light pressure to your skin with your free hand to aid removal.

How to use the filter covers



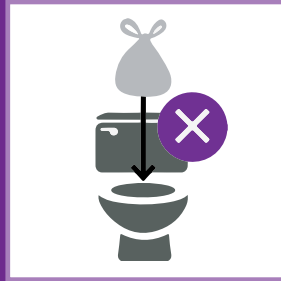
These can be used on our colostomy and ileostomy pouches and are normally used when bathing or to prevent 'pancaking' (when the firmer stool stays around the stoma and does not drop into the pouch). A filter cover can be applied by lifting up the split fabric and placing the cover over the filter which can be seen as a dark circle.

Remember to remove filter cover once air level has balanced or once finished bathing/showering.

Disposal



Place used products into waste bag and waste bin.



Do not flush product down the toilet. Dispose of waste products in accordance with local guidelines.

Notes

Warnings and cautions

Consult a healthcare professional if any skin irritation, redness or discomfort around the stoma is experienced. Re-use of a single use product may have potential to harm the user due to the risk of contamination and impairment in product function.

Skin adhesion and wear time may be reduced in conditions of elevated temperature or humidity, or if the baseplate is re-positioned after first application.

In order to achieve correct fitting ensure the stoma template is large enough and the bag is applied as instructed. Incorrect fitting may lead to skin damage e.g. broken skin, rash, irritation and potential infection.

Other information

Store flat in the carton between 10° and 30° Celsius. Do not refrigerate. Keep dry. Do not use if packaging damaged.

Pelican Healthcare Ltd accepts no liability for any injury or other loss that may arise if this product is used in a manner contrary to Pelican Healthcare Ltd current recommendations. Any serious incident encountered, in relation to the use of this device, should be reported to the manufacturer and the competent authority in the country of use. A serious incident is one involving serious deterioration in health or patient death.



Temperature limit



Keep dry



Do not reuse



Consult instructions for use



Medical Device



Do not use if package is damaged



IFU paper recyclable



Manufacturer



Authorized representative in the European Community/ European Union

pelican
HEALTHCARE



Pelican Healthcare Ltd

Greypoint, Cardiff Business Park,
Cardiff, CF14 5WF

EC REP

Eakin B.V.

Medelse Poort, Biezenwei 23,
4004 MB Tiel, Netherlands

For any additional information:

Call **0800 318 282**

Visit **pelicanhealthcare.co.uk**

Email **contactus@pelicanhealthcare.co.uk**

 PelicanHealthcare

 PelicanHealthcareLtd

 PelicanHealth



© 2022 Pelican Healthcare Ltd



PP2PIFUv4
S7091
Revision Date: 05/2022

