

Instructions for use

Stoma Caps

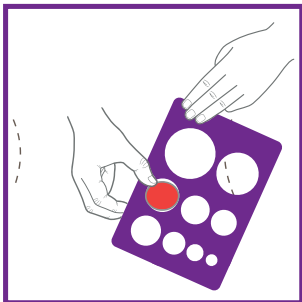


pelican
HEALTHCARE

About this product

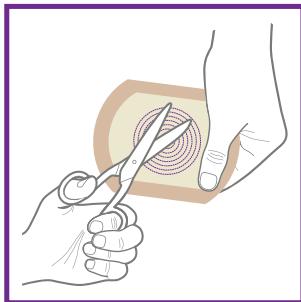
The enclosed Pelican Stoma Caps are a short term cover and filter for an end colostomy and colostomates who irrigate. The baseplate attached to the Stoma Cap is intended to adhere to intact peristomal skin. Individual wear times may vary.

How to apply your Stoma Cap



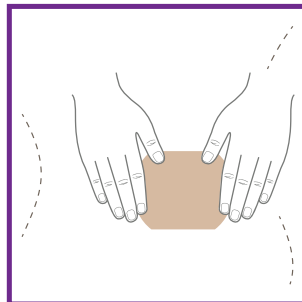
1. Choosing the correct size

Use the enclosed measuring guide and choose a hole size which is the same, or slightly larger than your stoma.



2. Cutting the baseplate

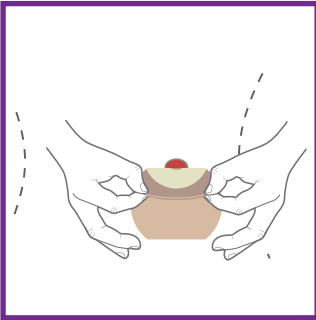
Using a curved scissors, cut the baseplate to the hole size measured using the measuring guide. If your stoma is not round or you wish to cut a particular circle, trace the shape onto the release film and cut with a curved scissors.



3. Applying the adhesive baseplate

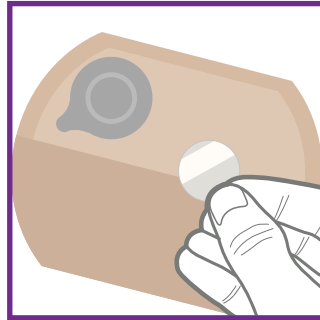
First prepare skin by ensuring the area around your stoma is clean and dry. Remove the release film. Fold back the top of the Stoma Cap and locate by placing the lower part of the baseplate below the stoma. Now press the baseplate against your skin and smooth it with your fingers.

How to remove your Stoma Cap



Gently remove the Stoma Cap by peeling the baseplate downwards and away from the skin. Apply light pressure to your skin with your free hand to aid removal.

How to use the filter covers

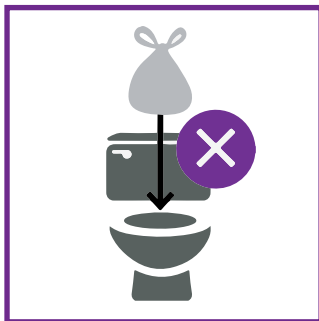


These can be used on our Stoma Caps and are normally used when bathing. A filter cover can be applied by lifting up the split fabric and placing the cover over the filter which can be seen as a dark circle. Remember to remove filter cover once air level has balanced or once finished bathing/showering.

Disposal



Place used products into waste bag and waste bin.



Do not flush product down the toilet. Dispose of waste products in accordance with local guidelines.

Notes

Warnings and cautions

Consult a healthcare professional if any skin irritation, redness or discomfort around the stoma is experienced. Re-use of a single use product may have potential to harm the user due to the risk of contamination and impairment in product function.

Skin adhesion and wear time may be reduced in conditions of elevated temperature or humidity, or if the baseplate is re-positioned after first application.

In order to achieve correct fitting ensure the stoma template is large enough and the Stoma Cap is applied as instructed. Incorrect fitting may lead to skin damage e.g. broken skin, rash, irritation and potential infection.

Other information

Store flat in the carton between 10° and 30° Celsius. Do not refrigerate. Keep dry. Do not use if packaging damaged.

Pelican Healthcare Ltd accepts no liability for any injury or other loss that may arise if this product is used in a manner contrary to Pelican Healthcare Ltd current recommendations. Any serious incident encountered, in relation to the use of this device, should be reported to the manufacturer and the competent authority in the country of use. A serious incident is one involving serious deterioration in health or patient death.



Temperature limit



Keep dry



Do not reuse



Consult instructions for use



Medical Device



Do not use if package is damaged



IFU paper recyclable



Manufacturer



Authorized representative in the European Community/ European Union

pelican
HEALTHCARE



Pelican Healthcare Ltd

Greypoint, Cardiff Business Park,
Cardiff, CF14 5WF



Eakin B.V.

Medelse Poort, Biezenwei 23,
4004 MB Tiel, Netherlands

For any additional information:

Call **0800 318 282**

Visit pelicanhealthcare.co.uk

Email contactus@pelicanhealthcare.co.uk



PelicanHealthcare



PelicanHealthcareLtd



PelicanHealth



© 2022 Pelican Healthcare Ltd



S7095/1
09/2022



Eakin
Healthcare

Working together. Improving lives.